



2013 MAZDA2

SPECIFICATIONS & FEATURES

PRODUCTION TIMING

Job #1: August 2012

LINEUP

Trim
GX
GS

CONTENTS

PAGE(S)

2013 Mazda2 Model Lineup	2
2013 Mazda2 Key Changes	3
2013 Mazda2 Colour and Trim Guide.....	4
2013 Mazda2 Specifications	5
2013 Mazda2 Equipment and Features.....	7
2013 Mazda2 Equipment Walk.....	9

* Information contained herein is subject to change without notice

2013 MAZDA2 MODEL LINEUP

Trim	Trans	Engine	Description
GX	5MT	1.5L I4	
GX	5MT	1.5L I4	Convenience Pkg
GX	4AT	1.5L I4	
GX	4AT	1.5L I4	Convenience Pkg
GS	5MT	1.5L I4	
GS	4AT	1.5L I4	

Options	Available On
4 Speed AT	All models
Convenience Package *	GX
Crystal White Pearl	All models

* Convenience Package includes: Air conditioning, body coloured door mirrors and door handles, Heated door mirrors, 4 speakers, Remote keyless entry with jack knife (1 transmitter), Steering wheel mounted cruise controls, Exterior temperature gauge, Trip computer, Steering wheel mounted audio controls, Silver finish on inner door handles, steering wheel and shift-plate bezel

2013 MAZDA2 KEY CHANGES

- USB audio input added as standard equipment
- Alloy wheels with black colour cap previously silver
- Silver rings on the turn signal switch and the rain wiper switch are deleted

Exterior Colours

Removed:

Aquatic Blue

Added:

Clear Water Blue

2013 MAZDA2 COLOUR AND TRIM GUIDE

Disclaimer

This colour guide has been added to facilitate the ordering process. Although we have made every effort to match the colour and fabric, we cannot guarantee the images below are their exact equivalent.


Exterior Colours	Interior Colour and Trim	
	GX	GS
	Black Cloth	Black Cloth w/ Red Pipping
Spirited Green	■	■
Metropolitan Grey	■	■
Aluminum Metallic	■	■
Crystal White Pearl	■	■
Brilliant Black	■	■
True Red	■	■
Clear Water Blue	■	■

■ Available

Exterior Colours



Aluminum Metallic




Crystal White Pearl




Metropolitan Grey




Spirited Green



Clear Water Blue



True Red




Brilliant Black

Interior colours



GX Black



GS Black with Red Piping

2013 MAZDA2 SPECIFICATIONS

Engine

Type	1.5L 4-cylinder
Valve gear	DOHC 16-valve
Displacement	1498cc
Bore and stroke	78.0 x 78.4 mm
Compression ratio	10.0 : 1
Horsepower SAE net	100 @ 6,000 rpm
Torque, SAE net lb-ft	98 @ 4,000 rpm
Redline	6300 rpm
Fuel system	Electronic Fuel Injection (EFI)
Recommended fuel	Regular unleaded 87 octane

Drivetrain

Type	Front-wheel drive
Clutch type	Single dry plate with diaphragm spring
Transmission	5-speed manual <i>Optional: 4-speed automatic</i>

Transmission	5MT	4AT
Gear ratios: 1st	3.416	2.816
2nd	1.842	1.553
3rd	1.290	1.000
4th	0.972	0.695
5th	0.775	-
Reverse	3.214	2.279
Final drive	3.850	4.147

Electrical System

Type	12 Volt
Battery	75D23L
Alternator	12 Volt 90 Amp
Starter	12V;1.0KW (5-speed manual), 12V;1.4KW (4-speed automatic)
Ignition system	DLI (Distributor Less Ignition)

Chassis

Frame	Unit body (monocoque) with side door impact beams and Triple "H" construction
Front suspension	MacPherson Struts, front stabilizer bar
Rear suspension	Torsion beam axle
Shock absorbers	Telescopic-type, double acting
Steering	Rack & pinion type with engine-rpm-sensing variable power assist
Steering ratio	15 : 1
Steering wheel turns	2.7 (lock to lock)
Min. turning circle	9.8 m (curb-to-curb)
Brakes	Brake Override system Power-assisted 4-wheel brakes Anti-lock Braking System w/ Electronic Brake Force Distribution with Brake Assist 258mm ventilated front discs 200mm rear drums

Wheels

Wheels	15" steel wheels w/ full wheel covers (GX) 15" alloy wheels (GS)
Tires	185/55R15 all-seasons
Spare tire	T115/70D14
Tire inflation pressure	32psi / 29psi

2013 MAZDA2 SPECIFICATIONS

Weights

Curb weight (w/o A/C)	5MT = 1,043 kg	4AT = 1,067 kg
Curb weight (w/ A/C)	5MT = 1,051 kg	4AT = 1,075 kg

Capacities

Seating	5
Washer fluid tank	3.5L
Fuel tank	42.8L
Engine Oil Capacity	4.2L
Coolant capacity	5MT = 5.0L 4AT = 5.3L

External Dimensions (mm)

Wheelbase	2,489
Track (fr/rr)	1,476/1,466
Overall length	3,950
Overall width	1,694
Overall height	1,476
Minimum Ground Clearance	130

Internal Dimensions

Headroom (fr/rr)	993 mm/940 mm
Legroom (fr/rr)	1,082 mm/838 mm
Shoulder room (fr/rr)	1,341 mm/1,300 mm
Height of luggage area	851mm
Cargo volume	377L (rear seat unfold) 787L (rear seat fold down)
Passenger volume	2,466L
Total volume	2,843L

Fuel Economy Ratings

	5MT	4AT
City	6.8	7.1
Highway	5.6	5.8

2013 MAZDA2 EQUIPMENT AND FEATURES

	<i>GX</i>	<i>GS</i>
ENGINE & TRANSMISSION		
1.5L DOHC VVT 16-valve 4-cylinder engine	S	S
5-speed manual transmission	S	S
4-speed automatic transmission	O	O
Front wheel drive	S	S
SUSPENSION		
Front suspension - Independent MacPherson Strut	S	S
Rear suspension - Torsion Beam axle	S	S
Front stabiliser bar	S	S
Rack & pinion type with engine-rpm-sensing variable power assist	S	S
Power-assisted ventilated front disc brakes; rear drum brakes	S	S
TIRES & WHEELS		
15" steel wheels with full wheel covers	S	-
15" alloy wheels	-	S
185/55R15 All season tires	S	S
Temporary spare tire	S	S
EXTERIOR FEATURES		
Automatic headlights (dusk sensor)	-	S
Halogen headlights	S	S
Body-coloured front and rear bumpers	S	S
Black door handles	S	-
Body-coloured door handles	CP	S
Black exterior mirrors	S	-
Body-coloured heated exterior mirrors	CP	S
Manual foldable door mirrors	S	S
Intermittent rear wiper	S	S
Rain-sensing wipers	-	S
Chrome exhaust tailpipe finisher	-	S
Side sill extensions	-	S
Fog lights	-	S
Rear window defroster	S	S
Body coloured rear spoiler	-	S
Exterior temperature gauge	CP	S
INTERIOR FEATURES		
Air Conditioning	CP	S
12V Power outlet	S	S
Steering wheel-mounted cruise control	CP	S
Tilt Steering wheel	S	S
Power door locks	S	S
Remote keyless entry system with retractable key (one transmitter)	CP	S
Centre console storage tray	S	S
Cup holders (2) front; (1) rear	S	S
Illuminated entry (dome light)	S	S
Power windows with driver's one-touch auto up/down	S	S
Power door mirrors	S	S
Driver and passenger sunvisors with covered vanity mirrors	S	S
Front door storage pockets with bottle holders	S	S

2013 MAZDA2 EQUIPMENT AND FEATURES

	<i>GX</i>	<i>GS</i>
Tachometer	S	S
60/40 split rear folding seat	S	S
Trip computer (fuel economy, average fuel economy, km to empty)	CP	S
Floor Mats, carpeted	S	S
Day/Night rearview mirror	S	S
Steering wheel, urethane	S	-
Steering wheel, leather	-	S
Shift knob & parking brake handle, urethane	S	S
Driver's seat with manual height adjustment	S	S
Headrests, front height-adjustable	S	S
Headrests, rear height-adjustable	S	S
Door trim, cloth	-	S
Seat upholstery, cloth (black w/ design pattern)	S	-
Sport type cloth seats (black w/ red piping)	-	S
Seats, reclining front bucket type	S	S
Silver finish on inner door handles, shift-plate bezel and steering wheel	CP	S
Warning lights: Air bags, Battery Charge, Check Engine, Door Ajar, High-Beam, Low Fuel, Oil Pressure, Low Washer Fluid, Parking brake, Seat belts	S	S
Passenger assist grip	S	S
Internal fuel door release	S	S
Driver's foot rest	S	S
AUDIO SYSTEM		
AM/FM/CD player with MP3 capability	S	S
2 speakers	S	-
4 speakers	CP	-
6 speakers	-	S
USB and auxiliary input jacks	S	S
Steering wheel-mounted audio controls	CP	S
SAFETY & SECURITY		
Brake override system	S	S
Anti-lock brake system (ABS) with Electronic Brake Force Distribution (EBD)	S	S
Dynamic stability control (DSC)	S	S
Traction Control System (TCS)	S	S
3-point safety belts for all occupants	S	S
"Crushable" brake and accelerator pedal assembly	S	S
Engine immobilizer theft deterrent system	S	S
Dual front air bags, side airbags and curtain airbags	S	S
Second row ISOFIX child seat tether anchors	S	S
Child safety rear door locks	S	S
Height adjustable front seat belts	S	S
S = Standard CP = Convenience Package O = Optional		

2013 MAZDA2 EQUIPMENT WALK

GX

Includes

1.5L DOHC 16-valve Engine
5-speed manual transmission
100 horsepower
98 lb. ft. torque
Fuel tank capacity 42.8L
Brake Override system
ABS with EBFD
Front, side, & side curtain airbags
Engine immobilizer
Brake assist
DSC w/ TCS
front disc brakes, rear drum brakes
15" steel wheels w/ full wheel covers
185/55R15 tires
Spare tire
Body colored front and rear bumpers
Rear wiper and washer
All-season tires
Power door mirrors
Power door locks
Power windows
Auto up/down driver's side window
Tilt steering
12-volt power outlet
Centre console with 2 cupholders
and 1 rear cupholder
Front door storage pockets
Tachometer
Illuminated entry
Isofix child seat tether anchors
Dual front vanity mirrors
60/40 rear seat
AM/FM/CD with MP3 capability
USB and Auxiliary input jack
2 speakers

GX - Convenience Package

Air Conditioning
Body coloured door mirrors and handles
Heated door mirrors
4 speakers vs. 2
Remote keyless entry (1 transmitter)
Jackknife Key
Steering wheel mounted cruise control
Exterior temperature gauge
Trip computer
Steering wheel mounted audio controls
Silver finish on shift-plate bezel,
inner door handles and steering wheel

4 Speed AT

GS

Includes GX equipment and Convenience

Package plus:

15" alloy wheels
SAP roof spoiler
SAP Side sill extensions
Chrome exhaust finisher
Fog Lamps
Rain-sensing wipers
Auto headlight control (dusk sensor)
Leather wrapped steering wheel
6 speakers
Cloth door trim
Sport type cloth seats (black w/ red piping)

4 Speed AT